

Report title	Care Leaver Survey Review 2023	
Cabinet member with lead responsibility	Councillor Christopher Burden Children and Young People	
Wards affected	All wards	
Accountable director	Alison Hinds, Director of Children's Services	
Originating service	Children and Young People	
Accountable employees	Laura Wood Email:	Service Manager - CYPIC Laura.Wood@wolverhampton.gov.uk
	Samantha Grainger Email:	Team Manager – REACH Leaving Care Samantha.Grainger@wolverhampton.gov.uk
	Gemma Northern Email:	Team Manager – REACH Leaving Care Gemma.Northern@wolverhampton.gov.uk
	Hannah Bradley Email:	Corporate Parenting Officer Hannah.Bradley@wolverhampton.gov.uk
Report has been considered by	Care Leavers' Forum	13 December 2023
	Children and Young People in Care Team	20 December 2023
	Managers Meeting	
	Children's Social Care Leadership Meeting	21 December 2023

Recommendation for action:

Corporate Parenting Board is recommended to:

1. Receive the Care Leaver Survey Review 2023

Recommendation for noting:

Corporate Parenting Board is recommended to note:

1. The review process undertaken of the Care Leaver Annual Survey results for 2023 and the highlighted areas for development.

1.0 Purpose

- 1.1 To update the Corporate Parenting Board on the Care Leavers Survey 2023 results and findings.

2.0 Background

- 2.1 The key purpose of the Reach Leaving Care Team is to improve the life chances and achieve the best possible outcomes for young people who are aged 16 years and above. The team provides a wide range of services and opportunities to assist young people with their transition into adult life.
- 2.2 Young people within the service are asked to complete an annual leaving care survey with the aim of evaluating the quality and impact of current service provision. The data was collated using a Microsoft Forms questionnaire. The information will continue to inform the priorities of the service and actions around any short falls.

3.0 Findings and Summary


- 3.1 42% of the active care leaver population (394) within the city of Wolverhampton answered the care leaver survey, this totalled 165 young people, this is an increase of 25 respondents on last year's survey. The statistics within this report will only capture a percentage of young people currently open to the team who chose to respond to the survey.
- 3.2 Therefore, the analysis of the collected data will be limited to the cohort who participated within the survey. In addition is to be noted that not all respondents answered all questions asked to them, as such percentage answers for each question will be based on number of respondents per question rather than the total cohort number of 165.

4.0 Age

1. How old are you?

[More Details](#)

 Insights

 16-18	44
 19-20	57
 21-24	64



- 4.1 Of the 165 participants all responded to this question, on the whole the 19-24 age range accounted for 76% of all responses.

As per previous years the statistics are likely to reflect the reduced contact that our Young Person Advisors have with the upper age range of young people and the smaller cohort of young people we support, ages 16 and 17.

5.0 Gender

2. What is your gender

[More Details](#)

Male	83
Female	74
Non-binary	3
Prefer not to say	5
Other	0



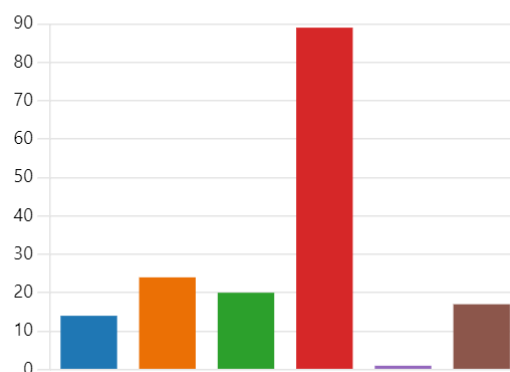
5.1 All 165 participants responded to this question. In total 83 males responded to this year's survey, a total of 50% of this year's responses identified as males, with 74 (45%) young people identifying as female.

6.0 Ethnicity

3. What is your ethnicity?

[More Details](#)

Asian or Asian British: Indian, Pa...	14
Black, Black British, African: Any ...	24
Mixed or Multi Ethnic groups : ...	20
White : English/Scottish/Irish/ N...	89
White -Gypsy/Traveller/Roma	1
Other ethnic groups: Arab etc.	17



6.1 Of the 160 participants all responded to this question. 89 respondents (54%) a slight decrease of 5% on last year's responses, reported themselves as White English/Scottish/Irish/Northern Irish.

6.2 A total of 24 respondents (15%) reported themselves as Black, Black British, African, Any other Black, Black British or Caribbean background, which has remained the same as last

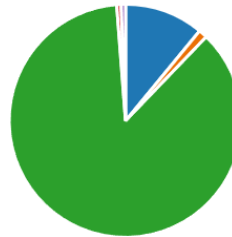
year's response rate. Other ethnic groups accounted for 17 responses (10%), an increase 2% on last year.

7.0 Care Leaver Status

4. What is your Care Leaver status?

[More Details](#)

- I am under 18 and I am in care (... 18
- I am under 18 and I have left car... 2
- I am over 18. I am Former Relev... 142
- I am in custody and was previou... 1
- I am in custody and was not in c... 1



7.1 Of the 165 respondents, 164 young people answered this question. Of the responses received 138 (87%) stated they were former relevant, an increase of 1% on last year. In total 18 young people (11%) reported they were under 18 and still in care, an increase of 1% on last year.

7.2 This year an additional two statuses, relating to custody were added to the question to enable those young people within custody settings to feel fully included within the survey.

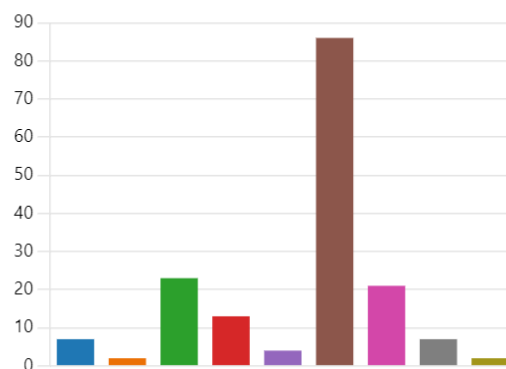
8.0 Living Arrangements

5. Where do you live?

[More Details](#)

[Insights](#)

- Foster Home 7
- Residential Home 2
- Supported Accommodation 23
- Reach flat 13
- Semi Supported Accommodatio... 4
- Own tenancy 86
- Living with parents/relatives 21
- Staying Put 7
- In Custody 2



8.1 Of the 165 young people all responded to this question. Overwhelmingly 86 young people (52%) reported they are living in their own tenancy, an increase of 4% on last year. In addition 13 young people (8%) reported they are living in a REACH Flat, an increase of 5% on last year.

9.0 Housing Support

6. In your REACH flat do you have a good relationship with your housing support worker?

[More Details](#)

● Yes	12
● No	1



9.1 Of the 13 young people who answered they lived in a REACH flat, 13 responded to this question. A total of 12 young people (96%) felt they had a good relationship with their housing support worker.

10.0 Care Leavers' Forum

7. Are you aware of the Care Leavers Independent Collective (CLIC) ?

[More Details](#)

[Insights](#)

● Yes - I attend	16
● Yes - I don't attend	75
● No	74



10.1 Of 165 respondents all replied to this question. A total of 75 young people (45%) reported they are aware of CLIC, but they do not attend, a further 74 (44.5%) young people reported they were not aware of CLIC, an increase of 8% on last year.

10.2 A total of 16 (10%) young people reported they have attended a CLIC session a decrease of 2% on last year.

8. Do you find attending valuable?

[More Details](#)

● Yes	14
● No	4
● Sometimes	8



10.3 Of 165 respondents, 26 responded to this question., It is to be noted the some of those from question 7 who said they were aware of CLIC but did not attend now did answer this question, suggesting they may have attended in the past.

10.4 Of 26 respondents, 14 young people (54%) reported they found attended CLIC valuable, an increase of 24% on last year. Only 4 young people (15%) reported they did not find attending valuable, a decrease of 27% on last years figure. This can suggest that more young people are finding attending CLIC valuable and having their voice heard.

9. Have you met or do you know of any of The Coproduction and Youth Engagement Team? (Andrew, Anton etc)

[More Details](#)

● Yes	36
● No	129



10.5 This was a new question added to the Care Leaver Survey as such there is no comparable data from previous years.

10.6 Of 165 respondents all responded to this question. 129 young people (78%) reported they were unaware of the Coproduction Team and who they were. However, the positive response to CLIC and young people being aware of the forum does suggest that young people are having interactions with the forum and are aware of some of the activities the Participation Team supports even if they aren't directly aware of specific staff members.

10.7 Following on from this the Participation and Youth engagement team have recently recruited additional staff (December 2023) to fill in vacancies which will support further engagement with Care Experienced young people and will also attend REACH Team events.

11.0 Care Leaver Activities

10. Have you ever attended REACH drop in service? (Thursdays 1pm-6pm Oasis Hub)

[More Details](#)

● Yes	83
● No	80
● Currently in custody	2



11.1 Since the last survey the REACH drop-in service has developed and launched a year long timetable of activities hosted at the hub.

11.2 Of 165 young people all responded to this question. 50% reported they had attended the drop in, an increase of 13% on last year, showing a positive growth in awareness of the Reach drop-in service and the monthly special evening activities that take place.

11. If no, what has put you off attending?

0
Responses

Latest Responses

11.3 No young person chose to respond to this question.

12. How did you find the REACH drop in service?

[More Details](#)

[Insights](#)

● Poor	2
● Good	50
● Excellent	25
● Not relevant to me	6
● Other	2

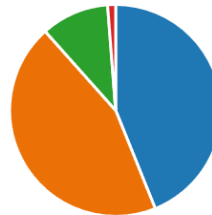


11.4 Out of 165, 85 young people responded to this question. Overall, 75 young people reported REACH drop-in service as good or excellent, giving a percentage rating of 88%.

11.5 13. Have you received information about Care Leaver events? (EG: Care Leavers Week, I Awards , Parties etc)

[More Details](#)

● Yes - I have attended	72
● Yes - I haven't attended	73
● No	17
● No I am in custody	2



Out of 165 young people 164 to this question. A total of 145 young people were aware of events hosted at the Hub, a total of 88% an increase 3% on last year.

11.6 Of the 165 respondents, 72 (44%) reported they have attended events hosted by the REACH team.

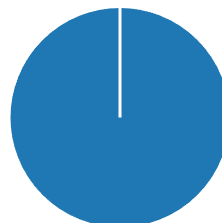
12.0 Relationships

14. Do you have a good relationship with your Young Persons Advisor (YPA)?

[More Details](#)

[Insights](#)

● Yes	165
● No	0



12.1 Of the 165 respondents, all responded that they have a good relationship with their YPA this is an increase of 1% on last year.

13.0 Planning for Independence

15. Do you take part in your pathway review?

[More Details](#)

[Insights](#)

● Yes	143
● No	6
● Sometimes	15



13.1 Of 165 young people, 164 responded to this question. A total of 143 (87%) reported they were fully participating in their pathway review, an increase of 2% on last year. An additional 15 (10%) saying they sometimes take part, a slight decrease of 2% on last year.

13.2 Taking into account both of these responses a total of 158 (96%) young people are taking part in their pathway plan review in some way, a same percentage point as last year.

16. Do you feel you left Foster/Residential care when you were ready?

[More Details](#)

[Insights](#)

● Yes	113
● No	19
● I have not left Foster Care/ Resi...	17
● I was never in Foster Care/Resid...	15



13.3 Out of 165 participants, 164 responded to this question. A total of 113 (69%) felt they left Foster Parents / Children's Home when they were ready, a decrease of 5% on last year.

13.4 A further 19 (12%) reported they did not leave their Foster Parents when ready, a decrease of 5% on last year.

17. Did you feel supported to live independently if you wish to do so?

[More Details](#)

● Yes	139
● No	8



13.5 Of the 165 participants, 147 responded to this question. Of all responses 139 (95%) reported they felt supported to live independently, a slight decrease of 3% on last year.

18. Do you feel supported to live independently in the future?

[More Details](#)

[Insights](#)



13.6 Of 165 participants, 164 responded to this question. A total of 157 (96%) reported they felt supported to live independently in the future, the same percentage point as last year. Showing that young people consistently feel supported to live independently in the future with support of their YPA and the wider REACH Team.

14.0 Your Home and Health

19. Do you feel safe where you live?

[More Details](#)

[Insights](#)



14.1 Of 165 participants, 164 responded to this question. A total of 158 (96%) young people reported they felt safe where they live, an increase of 10% on last year.

14.2 Of the 6 who responded no, five responses were unrecordable with one requesting additional support from YPA.

20. If you don't feel safe please leave your name and contact details. Someone will be in touch to help you.

[More Details](#)

[Insights](#)

8

Responses

Latest Responses

14.3 Of the eight responses received for this question, only one was registerable. This information has been passed to the YPA allocated to the specific young person for further update and support.

21. Does your the place where you live have everything in it that you need?

[More Details](#)

[Insights](#)

● Yes	144
● No	20



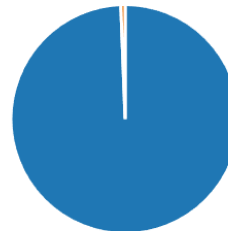
14.4 Of 165 respondents, 164 responded to this question. 144 (88%) young people felt the place they live had everything in it they needed, a slight decrease of 5% on last year.

22. Do you feel your health and wellbeing is supported?

[More Details](#)

[Insights](#)

● Yes	163
● No	1



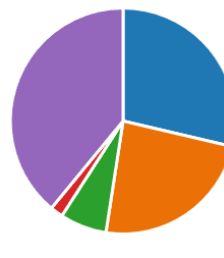
14.5 Of 165 participants surveyed, 164 responded, 99% of young people reported their health and wellbeing was being activity supported which was an increase of 5% on last year.

15.0 Education, Training and Employment (EET)

23. Are you in Employment, Education or Training?

[More Details](#)

● Education (full or part time)	47
● Employment (full or part time)	39
● Training	11
● Apprenticeship	3
● No	64

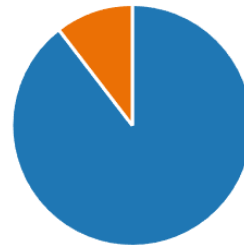


15.1 Out of 165 potential participants, 164 responded. 100 (60%) young people stated they were in either Education, Employment or Training including Apprenticeships, the same reported figure as last year. This could suggest the settled nature of our young people in terms of their EET provision.

24. Are you getting the right support to get into Education, Employment and Training?

[More Details](#)

15.2



A total of 90% said they were getting the right support they needed to access EET. This positive percentage could be seen as a direct relation to the targeted work undertaken by the EET Coordinator and EET Advisor alongside the REACH team.

25. What other support would you like to help you access Education, Employment or Training?

[More Details](#)

Insights

6

Responses

Latest Responses

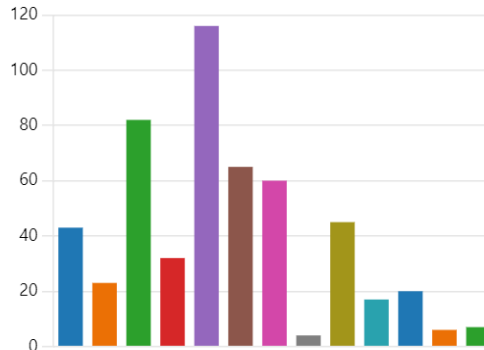
15.3 Of the 67 respondents to question 24, six responded to this question. Of those respondents five reported they were registered disabled and unable to access EET. One response was illegible and unable to be registered.

16.0 Local Offer

26. What have you accessed from the Wolverhampton Local Offer for Care Leavers?

[More Details](#)

● Heath Passport	43
● Ask Jan	23
● WV Active membership	82
● Grand Mentor support	32
● Education, Employment and Trai...	116
● Council Tax exception	65
● Band 1 priority for housing	60
● Custody Support Offer	4
● Free prescriptions	45
● Rent support for working Care L...	17
● House Project	20
● I wasn't aware of the Local Offer	6
● Other	7



- 16.1 Of the 165 respondents, all responded to this question. A total of 159 (96%) reported they had accessed something from the offer, a 3% increase on last year. This growth continues to show general awareness around the Local Offer has increased significantly due in part to better communication between YPAs and Young People as well as focused Local Offer Review events.
- 16.2 The most popular offer was Education, Employment and Training support, as well as Council Tax exemption, Band 1 Priority of Housing and access to a WV Active membership which was a similar reflection from the 2022 Survey.
- 16.3 There were lower levels of uptake for Custody Support Offer, however due to the lower cohort numbers able to access this support this is not a true reflection of the valuable support that this service provides.

17.0 Finances

27. Do you feel you are getting what you are entitled to in terms of financial support? (Eg: access to benefits)

[More Details](#)

[Insights](#)

● Yes	153
● No	9



17.1 Of 165 respondents, 162 answered this question. A total of 153 (94%) reported they were accessing the right financial support a slight decrease of 1% on last year. It was noted that nine young people felt they weren't receiving the benefits they were entitled to, this could be due to several factors including disagreements with Department of Work and Pensions in relation to their assessment of entitlements.

28. Do you feel supported in budgeting and managing your money?

[More Details](#)

[Insights](#)

Yes	155
No	6



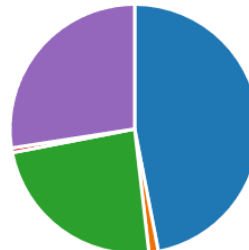
17.2 Of 165 respondents, 161 answered this question. 96% of young people reported they felt supported with money management and budgeting, a same percentage response as 2002 survey.

18.0 The REACH Team and YPA Access

29. Do you still want a Young Persons Advisor when you turn 21?

[More Details](#)

Yes	77
No	2
Not sure	39
I'm over 21 and do not want a Y...	1
I'm over 21 and have a YPA	45



18.1 Of the 165 participants, 164 responded to this question. A total of 77 (47%) reported they would still like a YPA when they turn 21. A further 39 (24%) said they were unsure at this time.

18.2 In addition, it was noted that a further 45 (27%) young people still have access to their YPA, This shows a positive trend in young people's interactions with their YPA and giving serious consideration to continuing with support post 21 Only 1 (1%) young person outright stated they do not access YPA service after.

19.0 Rating of Leaving Care Service Overall

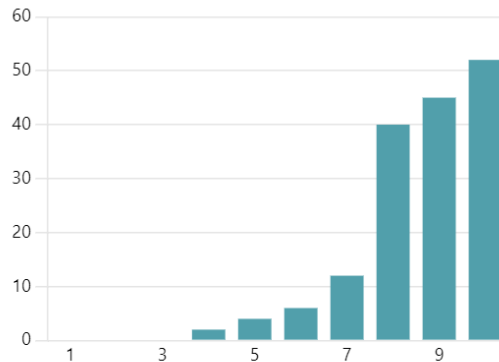
19.1 Of 165 participants, 161 responded to this question. Overall, 149 (90%) rated their REACH leaving care team as a rating of seven or above a slight decrease of 2% on last year.

30. Please rate the REACH Team out of 10 (1 being poor and 10 being excellent)

[More Details](#)

 Insights

8.65
Average Rating



20.0 Summary

20.1 Strengths highlighted by the survey include:

- Survey responses increased by 25 on last year.
- 100% of Care Leavers reported that they have a good relationship with their Young Persons Advisor a 1% increase on last year.
- A total of 143 (87%) reported they were fully participating in their pathway review: an increase of 2% on last year.
- 96% of those surveyed were aware and had accessed something from the Local Offer, an increase of 2% on last year.
- 99% of Care Leavers reported that they feel supported with their health and wellbeing; an increase of 5% on last year.
- 96% of young people stated they felt supported to live independently in the future.
- 90% of young people scored the Reach Leaving care team a seven out of 10 or over for overall service. This continues to show that young people are happy with the support they receive.
- 96% of young people feel that they were getting the right support around money management and finances.
- 96% of young people who live in a REACH flat felt they had a good relationship with their housing support worker.
- 50% of young people reported they had attended the Thursday REACH drop in, an increase of 13% on last year, showing a positive growth in awareness of the Reach drop-in service and the monthly special evening activities that take place.
- A total of 145 young people were aware of events hosted at the Hub, a total of 88% an increase 3% on last year.
- 100 (60%) young people stated they were in either Education, Employment or Training including Apprenticeships, the same reported figure as last year. This could suggest the settled nature of our young people in terms of their EET provision.

- A total of 158 (96%) young people reported they felt safe where they live, an increase of 10% on last year.

20.2 Areas for improvement highlighted by the survey include:

- 72 (44.5%) young people reported they were not aware of CLIC, an increase of 8% on last year.
- 144 (88%) young people felt the place they live had everything in it they needed, a slight decrease of 5% on last year.
- Young People living within a children's home setting made up less than 2% of the total survey response rate. Work to ensure those living within a children's home setting post 17 needs to take place.
- Additionally, only two responses were received from those living within a custody setting, further work needs to take place with those in custody to ensure their voices are heard. Those in custody do have access to a specific survey which they are able to complete given the restrictions applied within those environments, however we need to ensure these are being completed by as many of our young people as possible and communicated with the prisons they reside in.
- Social Workers, Young Persons Advisors, Foster parents and Children's home Staff to be reminded again of the relevance of young people participating in the survey to support the continuous efforts made to improve service delivery.

21.0 Conclusions

- 21.1 The annual survey is crucial to the overall effectiveness of the service, therefore social workers, young person's advisors including foster parents and children's home staff need to be proactive in encouraging all young people to complete the survey. Following changes to the survey, continued reminders from Young Person's Advisors, sessions to complete the survey during Care Leavers Week and the use of a prize draw incentive participation with the survey increased this year, with an additional 25 respondents.
- 21.2 Following last year's survey rigorous efforts were put in place to ensure Team Managers were raising the survey and its completion with all staff during supervisions, this has produced positive results. It was evident from the results that there had been an increase in awareness of the support services, groups, and activities on offer for care leavers, including a greater awareness of the CLIC.
- 21.3 The development of the Reach Café weekly drop in also appears to have help to raise participation and inform care leavers of the Local Offer and the activities on offer to them. Following the Local Offer Review, CLIC sessions will now be moved to a Thursday evening to coincide with the REACH drop-in sessions, enabling Participation Team to be visible at the sessions and to encourage new members to attend.
- 21.4 Further work needs to take place to ensure the voices of our young people living within a children's home setting and those in custody are clearly heard. Social Workers and YPA's

are to be reminded of the importance of sharing the survey with care homes and support settings to ensure a higher rate of completion by this cohort of young people.

21.5 The development of a specific survey that meets custody requirements has been a step in the right direction for 2023, however with the further development of the custody offer in 2024 it is hoped more young people in a custody setting will actively take part in the survey next year.

21.6 In all 2023 has continued to be a year of growing successes for the REACH Team and for our Care Leavers. The continuation of the regular drop-in service with EET, Health and Housing support has been the catalyst to a year of positive growth around the services offered to our care experienced young people. The encouraging feedback received from the Local Offer Review and Care Leavers Week highlighted the positive impact the REACH Team have had on not only the young people they work with but also the services they deliver.

22.0 Financial implications

22.1 Any costs associated with developments and additions made to the REACH Local Offer for Care Leavers, following the Care Leaver Annual Survey consultation will be contained within the overall budget for 2023-2024 for the Children and Young People in Care Service.

22.2 Other Services within City of Wolverhampton Council and external partner organisations are working in partnership with the Children and Young People in Care Service to support the REACH Local Offer for Care Leavers. Any costs incurred by other Services within City of Wolverhampton Council and external partner organisations will be contained within their existing approved budgets for 2023-2024.

[JG/02012024/W]

23.0 Legal implications

23.1 The publishing of a Local Offer for Care Leavers is a legal requirement as set out in the Children and Social Work Act 2017 to improve support for looked after children in England and Wales, especially for those leaving care. The Care Leavers Survey annual helps to support the growth and development of the Local Offer, as well as giving you people an additional forum for their views and opinions to be heard regarding the services provided to them.

[SB/02012024/O]

24.0 Equalities implications

24.1 Care leavers are asked to begin their journey into adulthood earlier than most young people. This can make them more vulnerable, isolated and unsure how to ask for help. The REACH Local Offer for Care Leavers aims to mitigate against the challenges faced by care leavers in the community.

24.2 In line with the Equality Act 2010 and the recent motion to recognise Care Experience as a protected characteristic within City of Wolverhampton Council, the Local Authority have a duty to eliminate discrimination and promote equality of opportunity for all Children and Young People in Care and Care Leavers. Care leavers are asked to begin their journey into adulthood earlier than most young people.

24.3 Outcomes for care leavers as a result of their pre-care and in care experience are poorer than their peers. Traumatic experiences before entry into care can cause difficulties, which may affect a child's behaviour, self-esteem, self-regulation, or trust in authority figures. This experience means that nationally compared to the general population care leavers are (DoE, Published 12 August 2019):

- less likely to be in education, employment, or training - over a third of 19-year-old care leavers are not in education, employment, or training
- more likely to be attempting to live independently - some are unable to remain in their placements beyond the age of 18. They are therefore likely to experience compressed and accelerated transitions to independence.
- Impact of childhood trauma means they are more likely to suffer with issue relating to emotional health and well being
- more likely to have a criminal conviction and may have experienced unnecessary criminalisation. Care leavers are estimated to represent between 24% and 27% of the adult prison population.

24.4 The Reach Care Leaver offer sole purpose is to mitigate against the negative impact of being in care and the inequality they can face in society.

25.0 All other Implications

25.1 There are no other implications as a result of this report.